



REV: 09232011

ENERGY SYSTEM & CABINET

PRODUCT FEATURES:

- Outdoor Power Cabinet
- 4 Bay / 200 Amp Power Shelf
- Low Voltage Disconnect for Battery Protection
- External Battery Connection for Extended Battery Backup
- Hot-Swap / N + 1 Redundant Rectifiers
- Full Featured Status and Alarm
- RS485 Serial Interface
- Front Panel LCD Indicator
- World Wide Safety Approvals
- Works with SRM5450 Rectifier Module
- Works with SRC Control Module



INPUT SPECIFICATIONS:

VOLTAGE	1Ø 240V or 3Ø 208V Range (176 to 264VAC)
FREQUENCY	47-63Hz
INRUSH	20A @ 230VAC (Max Cold Start) per Module
CURRENT	15A@ 230 VAC (Max Continuous) per Module
PROTECTION	Single 25A Fuse / 250 VAC per Module
LEAKAGE	750uA Max @ 264VAC per module
EFFICIENCY	91% Typical
HARMONICS	EN61000-3-2 Class D Compliant (>98 PF)
PROTECTION	Input Undervoltage

OUTPUT SPECIFICATIONS:

OUTPUT	-48V DC / 200A DC with 4 Modules
ADJUSTMENT RANGE	-40V ~ -58V DC
LINE REGULATION	±.5% Max over entire input range
LOAD REGULATION	±.5% maximum
TEMP REGULATION	±.5% maximum
RIPPLE	≤ 200mVp-p (0Hz~10MHz)
SETPOINT ACCURACY	±.5%
OVER-CURRENT	115-135% (Auto-Recovery)
OVER-VOLTAGE PROTECTION	-59V DC (recycle input to reset)
TEMP PROTECTION	System Shutdown / Battery Temp Compensation

STATUS & CONTROL SPECIFICATIONS:

REMOTE SENSE	Compensates for up to 250mV Drop
AC PRESENT	High 500ms after AC , Low 4ms before loss of DC
DC OK	High Signal indicates DC Output Good
CURRENT SHARE	Single Wire Parallel up to 4 units within ±10%
BATTERY	Low Voltage Disconnect

GENERAL SPECIFICATIONS:

OPERATING TEMPERATURE	-40°C to +55°C
STORAGE TEMPERATURE	-40°C to +85°C
OPERATING HUMIDITY	10% to 90% Non-Condensing
STORAGE HUMIDITY	5% to 95% Non-Condensing
COOLING	Internal Thermally Controlled Fan in each rectifier
VIBRATION	10-55Hz, 2G, 3min period/60 min each (3 axes)
SHOCK	20G Peak Acceleration
RELIABILITY	150,000 Hrs MTBF
SIZE (INCHES)	31.5" x 29.6" x 71" (W x D x H)

EMISSIONS:

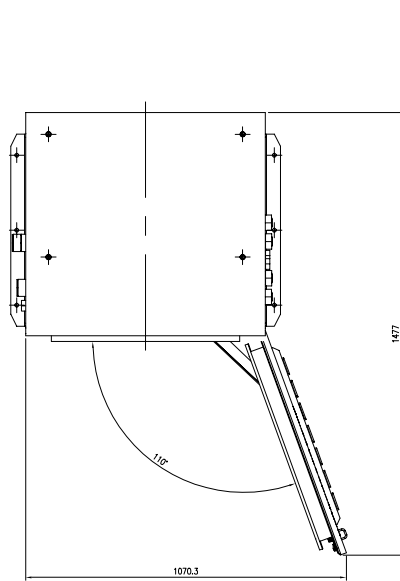
EMISSIONS	EN55022 Level A (Conducted)
ELECTROSTATIC DISCHARGE	EN61000-4-2, 4KV Contact / 8KV Air
RADIATED SUSCEPTIBILITY	EN61000-4-3, 26-1000MHz, 10V/M, 80%AM
EFT / BURSTS	EN61000-4-4, 2KV
SURGES	EN61000-4-5, 2KV Earth, 1KV Line-Line
CONDUCTED IMMUNITY	EN61000-4-6, 0.15-800MHz, 10V 80%
VOLTAGE DIPS	EN61000-4-10, 95% Dip & 10ms, 30% Dip & 500ms
VOLTAGE INTERRUPTIONS	EN61000-4-11, 95% reduction, 5ms
FLUCTUATIONS & FLICKER	EN61000-3-3
ALTITUDE/BAROMETRIC	0 to 10000ft

SAFETY STANDARDS:

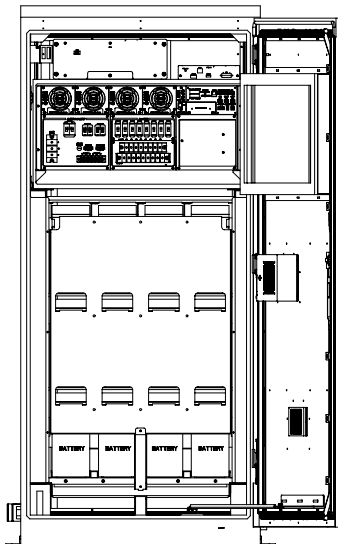
UL / CUL	60950-1
CE	Low Voltage Directive
TELCORDIA	NEBS GR-487



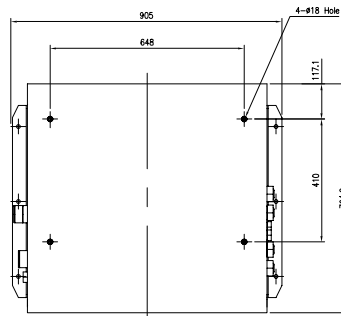
OUTLINE DRAWING:



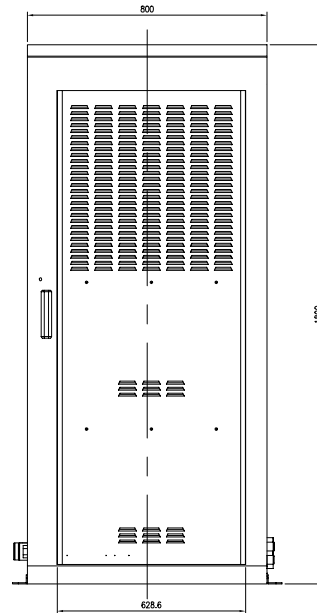
TOP OPEN DOOR VIEW



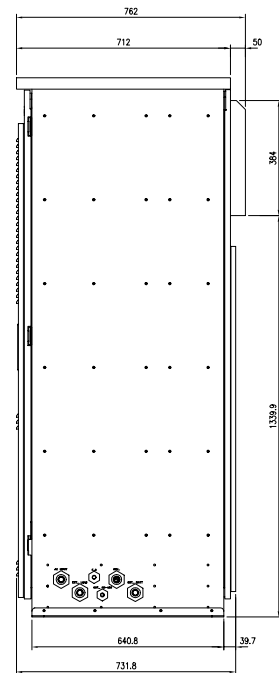
FRONT OPEN DOOR VIEW



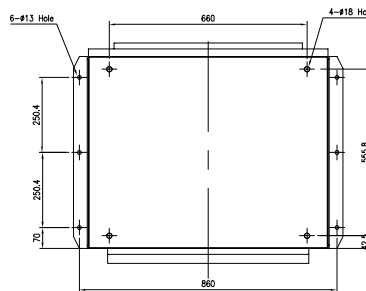
TOP VIEW



FRONT VIEW



SIDE VIEW



BOTTOM VIEW

